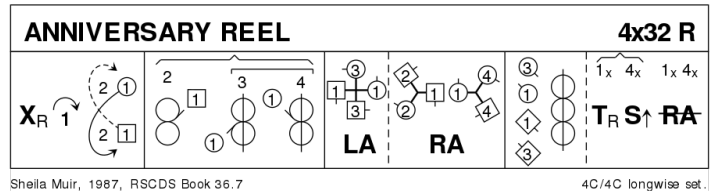


# Lancashire and Cheshire Federation of Scottish Societies - AGM Weekend Fri Programme

## 1 ANNIVERSARY REEL R32 · 4/4L

Sheila Muir: RSCDS XXXVI 7 · Crib: Eric's E-cribs · Diagram: Keith Rose's Diagrams

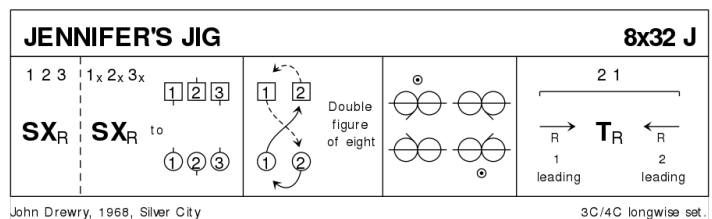
- 1- 1c cross RH, cast off (2c up), ½ Fig8 up (2,1,3,4)
- 9- 1W Reel3 across with 2c (Lsh to 2M) **while**{8} 1M ½ Lsh Reel3 with 3c then ½ Reel3 with 4c (Rsh to 4M)
- 17- 1c+3c LHA ; 1W+2c & 1M+4c RHA
- 25- 1c pass Lsh into ½ Reel4 across with 3c (3c to 2pl), at end 1c turn RH to 3plx RHJ **while**{2} 4c set advancing to join in | 1c+4c ½ RHA (2,3,4,1)



## 2 JENNIFER'S JIG J32 · 3/4L

John Drewry: Bon Accord Book of Scottish Country Dances · Crib: Eric's E-cribs · Diagram: Keith Rose's Diagrams

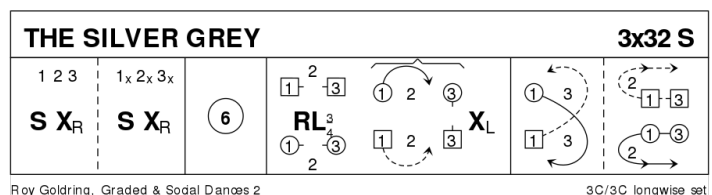
- 1- 1c+2c+3c set | cross RH ; repeat & 2c face out
- 9- 1c+2c DbIFig8 (1c cross down), at end 2c face out and up (1,2,3)
- 17- 1c+2c+3c Inveran reels (1c cross down, and cross up from the bottom, 2c+3c full reel3 on own side) (1,2,3)
- 25- 1c with 2c following lead down {3}, turn RH ½ {1} ; turn on ½ moving upwards | 2c+1c lead up (to 2,1,3)



## 3 THE SILVER GREY S32 · 3/3L

Roy Goldring: Graded and Social Dances 2 - 23 Dances · Crib: Eric's E-cribs · Diagram: Keith Rose's Diagrams

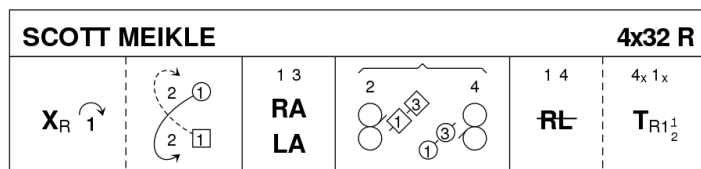
- 1- All set and cross RH ; set and cross RH
- 9- All circle6 and back, finish 1c facing 3c down/up in the middle
- 17- 1c+3c ¾ of R&L up/down | 3c cross LH to sidelines **while**{ } 1c cast off one (2c up) (to 2,1x,3)
- 25- 1c cross down into ½ Fig8 round 3c ; 1c followed by 3c dance up (NHJ) to top and cast off to order 2,3,1



## 4 SCOTT MEIKLE R32 · 4/4L

Alice McLean: RSCDS XLVI 3 · Crib: Eric's E-cribs · Diagram: Keith Rose's Diagrams

- 1- 1c cross RH | cast (2c up) ; ½ Fig8 up (2,1,3,4)
- 9- 1c+3c RHA, LHA (2,1,3,4)
- 17- Lsh opposing Reels3 across: (1W+3W behind dancing as one) with 2c and (3M+1M behind) with 4c (to 2,3,1,4)
- 25- 1c+4c ½ R&L ; turn RH 1½ (2,3,4,1)

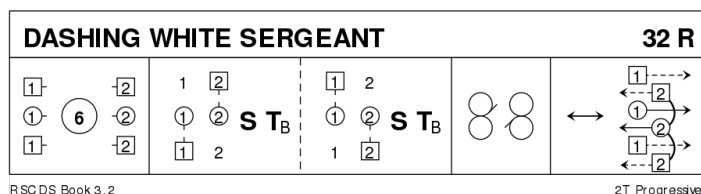


## 5 THE DASHING WHITE SERGEANT R32 · 3+3RR

RSCDS III 2 · Crib: Eric's E-cribs · Diagram: Keith Rose's Diagrams

Trio face trio RR.

- 1- Circle6 and back
- 9- Each centre person sets to RH P and turns him/her BH ; repeat with LH P
- 17- Reel3 across, Lsh to RH P
- 25- In lines of 3 across A&R ; advance Rsh through the opposite line of 3 to meet the next line of 3.

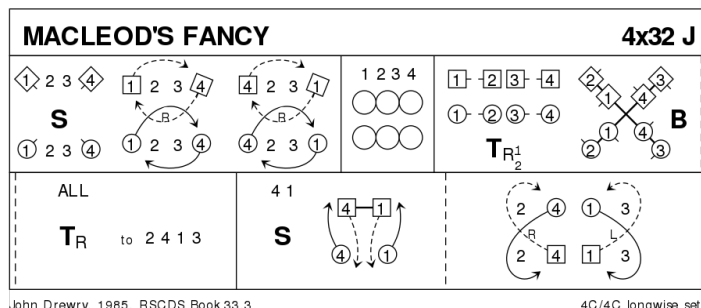


Many variations in handing, polite turns and shoulder exist

## 6 MACLEOD'S FANCY J32 · 4/4L

John Drewry: RSCDS XXXIII 3 · Crib: Eric's E-cribs · Diagram: Keith Rose's Diagrams

- 1- 1c+4c set facing diagonally | 1W+4M cast R round own sideline and meet with ¾ RH turn in the middle, to places **while{6}** 1M+4W make that turn and cast R round own sideline to places
- 9- All dance Reels4 on the sides to finish (1,2,3,4) facing up/dn
- 17- Middles (2c+3c) turn ends RH ½ way to form a St Andrew's Cross (1c+4c retain RH and give LHA in the middle) | all set ; continue turns once round RH, at the end 1c+4c pass Rsh on own side to end (2,4,1,3) (1M+4W with polite turn)
- 25- (Middle couples solo:) 4c+1c set, Women cross NHJ and face ends **while{2}** Men cross over outside them and turn inwards to join P ; 4c(1c) lead up RH (lead down LH) between 2c(3c), cross and cast to 2pl(3pl) (2,4,1,3)

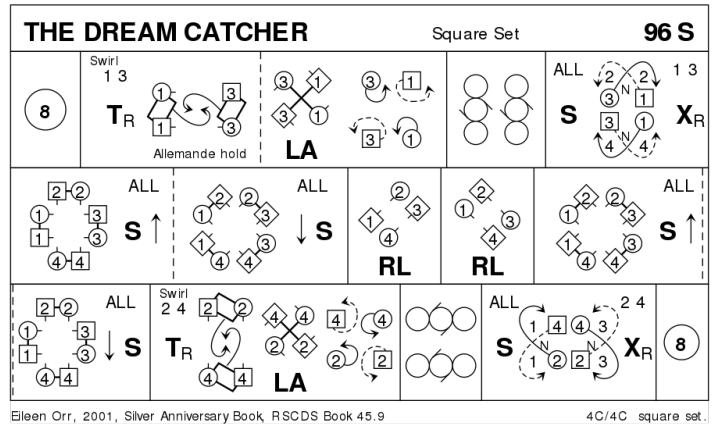


## 7 THE DREAM CATCHER S96 · 4S

Eileen Orr: RSCDS XLV 9 · Crib: Eric's E-cribs · Diagram: Keith Rose's Diagrams

### Part 1

- 1- All Circle8 and back
- 9- The Swirl: 1c+3c turn RH into Allemande hold facing in | dance Lsh round other C half way ; 1c+3c LHA, on [16] let go and swivel L to face side couples, BtoB with P, 1c below 3c
- 17- Parallel Rsh Reels4 across, finish as at start
- 25- All set | 1M+3W & 3M+1W NHJ dance out between side couple, cross and cast to own places, change place with P RH



### Part 2

- 1- All set | advance to middle and form circle ; retire with cnr | set
- 9- 1W+4M & 3W+2M R&L, starting across the set
- 17- 1M+2W & 3M+4W R&L, starting across the set
- 25- All set | advance to middle and form circle ; retire with P | set

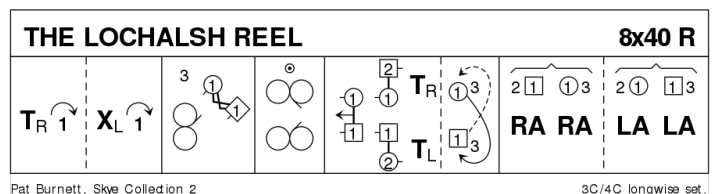
### Part 3

- 1-24 2c+4c starting, repeat part 1, 9-32 in the other orientation (The Swirl, Reels4 up/dn, return to places)
- 25- All Circle8 and back

## 8 THE LOCHALSH REEL R40 · 3/4L

Pat Burnett: The Skye Collection Vol 2 · Crib: Eric's E-cribs · Diagram: Keith Rose's Diagrams

- 1- 1c turn RH | cast off ; cross LH and cast off to face up between 3c in promhold, M on the R
- 9- Lsh Reel3 across with 3c, 1c finish between 3c facing up and split
- 17- Mirror Reels3 on opposite sides, 1c finish between 3c NHJ
- 25- 1c dance to top | split and turn 2c easy hand ; cross down between 3c and cast up into
- 33- Teapots R and L (RHA with end couples ; pass Rsh into LHA) (to 2,1,3)



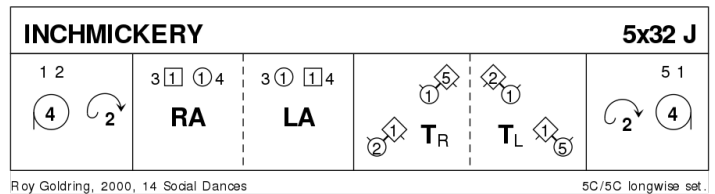
## 9 FIONA'S WEDDING S76 · 4S

Sheila Woods: Whetherly Scottish Country Dance Sheets

## 10 INCHMICKERY J32 · 5/5L

Roy Goldring: 14 Social Dances for 2000 · Crib: Eric's E-cribs · Diagram: Keith Rose's Diagrams

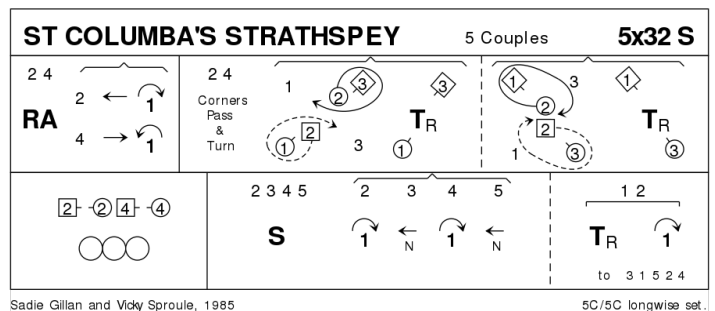
- 1- 1c+2c circle4 L ; 1c long cast to 3pl (2c+3c up) (2,3,1,4,5)
- 9- Teapots R ; and L (1c RHA with C on R ; LHA with C on L)
- 17- 1M+5W & 1W+2M Turn RH to places ; 1M+2W & 1W+5M repeat LH
- 25- 1c long cast to 5pl (4c+5c up) ; 5c+1c circle4 R (2,3,4,5,1)



## 11 SAINT COLUMBA'S STRATHSPEY S32 · 5/5L

Vicky Sproule & Sadie L. Gillan: Saint Columba's Strathspey (Leaflet) · Crib: Eric's E-cribs · Diagram: Keith Rose's Diagrams

- 1- 2c+4c RHA ; lead out between end couples and cast back to face 1cnrs
- 9- 2c+4c cnrs pass and turn (change places Rsh with 1cnrs, who turn RH, change back, pass P Lsh and repeat with 2cnrs), finish with wide curve to midline facing P with M below W
- 17- Reel4 on the centre line, to own places
- 25- 2c+3c+4c+5c set | 2c+4c cast off one **while{2}** 3c+5c dance up one (touch NH) ; 1c+2c turn RH and cast off one (3c+5c up). (to 3,1,5,2,4)

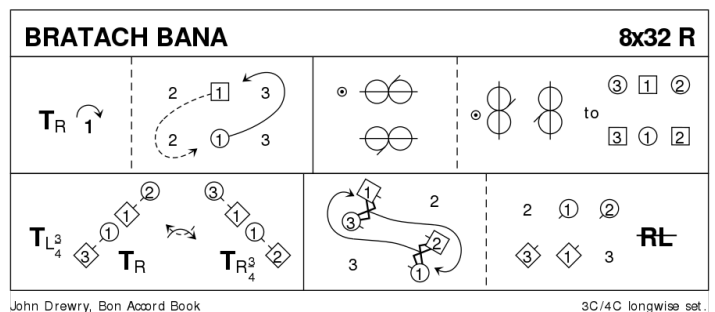


Note: In »corners pass and turn«, 1c normally pass Rsh on [4]; for this dance the instructions explicitly specify Lsh

## 12 BRATACH BANA R32 · 3/4L

John Drewry: Bon Accord Book of Scottish Country Dances · Crib: Eric's E-cribs · Diagram: Keith Rose's Diagrams

- 1- 1c turn RH | cast off (2c up) ; ½ Fig8 to R around 1cnr (to 2,1x,3)
- 9- ½Reel3 on sides (Rsh to 2cnr) ; ½Reel3 across (Lsh to 3cnr position), finish on sides (3x,1,2x)
- 17- 1c turn ¾ LH, Turn 1cnr person (3cnr position) RH ; pass Rsh, turn 2cnr person (4cnr position) ¾ RH to promhold (cnr on the right)
- 25- These pairs change places Rsh | drop left hand and turn RH ½ to sidelines ; half diagonal R&L (1st diagonal direction)



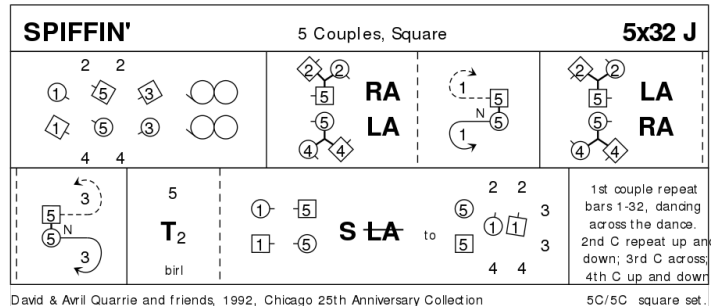
Note on [27-28]: originally 2 PdB. modified by Drewry to SkCh. O. Otto says best variant is corners in PdB, 1c in SkCh

### 13 SPIFFIN' J32 · 5S

Quarries and Friends: Chicago 25th Anniversary Collection · Crib: Eric's E-cribs · Diagram: Keith Rose's Diagrams

5c (dancing couple) stands facing 1c in centre of square set, numbered clw as usual.

- 1- 5c parallel Lsh Reels3 with 1c+3c
- 9- 5M+4c LHA **while{4}** 5W+2c RHA ; 5c dance (NHJ) between 1c, divide, 5M(5W) casting left(right) round 1W(1M) back into the centre for
- 17- 5M+4c RHA **while{4}** 5W+2c LHA ; 5c dance (NHJ) between 3c, divide, and cast back round 3M(3W), into the centre
- 25- 5c with RH elbow-grip (Kilt grip) make any (eg. tulloch) turn {4} ; 5c face 1c and set, ½ LHA to finish with 5c in 1pl and 1c in the middle facing 2c (i.e. next couple clw) to start again.



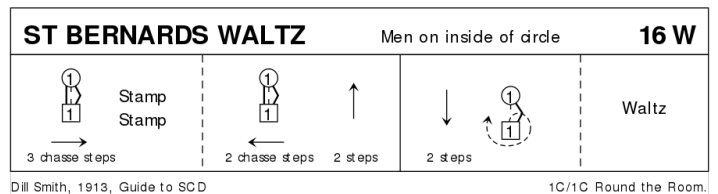
after 5 times through, 5c finish in the middle, all other C have moved one place clw

### 14 ST BERNARD'S WALTZ W16 · 1RR

Bill Smith: Six Scottish Dances (YSDA 1) · Crib: Eric's E-cribs · Diagram: Keith Rose's Diagrams

Couples in circle RR in Ballroom hold, men on inside

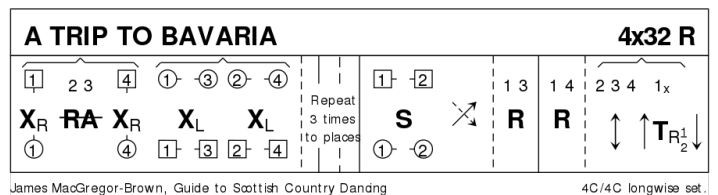
- 1- 3 steps sideways (W Right, M Left), stamp both feet ; 2 steps back | two steps towards centre (M start L foot, W R foot)
- 9- 2 steps back in | W turns about on the spot under the joined hands ; Waltz onwards round the room



### 15 A TRIP TO BAVARIA R32 · 4/4L

James MacGregor-Brown: Collins Pocket Reference: Scottish Country Dancing · Crib: Eric's E-cribs · Diagram: Keith Rose's Diagrams

- 1-16 1c+4c cross RH, **while{}** 2c+3c ½RHA | middle and end Cs change place LH on sides ; repeat 3 times, finish (1,2,3,4) 1c facing down, 2c up
- 17- 1c set to 2c | cross down to face 3c (2c dance up) ; 1c+3c repeat
- 25- 1c+4c repeat ; All A&R, 1c changing sides RH on [30] (2,3,4,1)



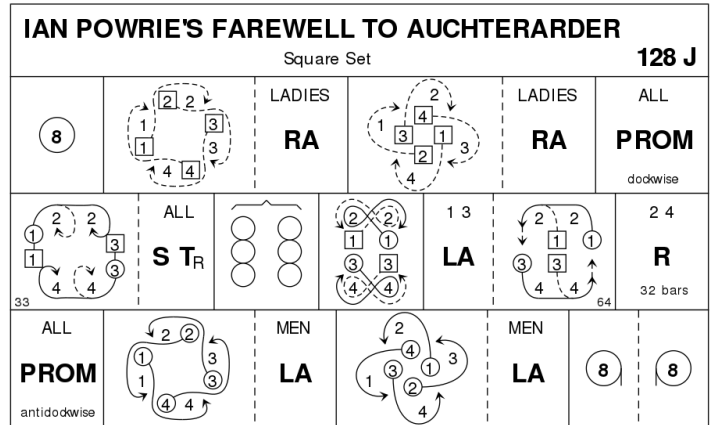
Note: on [30] the original says »RH«, but »BH« is widely used.

# 16 IAN POWRIE'S FAREWELL TO AUCHTERARDER

J128 · 4S

Bill Hamilton: 90 - Twelve anniversary dances celebrating ninety years of RSCDS Edinburgh Branch 13 · Crib: Eric's E-cribs · Diagram: Keith Rose's Diagrams

- 1-- Circle8 L and back
- 9-- All W pass in front of P, dance behind next M ; RHA in the centre
- 17-- All W cross in front of opposite M, dance behind next M ; RHA, joining P for
- 25-- All Promenade once round clw (but see note)
- 33-- 1c+3c (W following M) dance on 1 place clw and in (M round M, W round W) to face next couple ; set to and turn that person RH
- 41-- Reels4 across
- 49-- Fig8, 1c round 2c, 3c round 4c
- 57-- 1c+3c LHA ; 1c/3c dance out Lsh round 2c/4c (M round M, W round W) and cclw to places
- 65--96 2c+4c repeat bars 33-64
- 97-- All Promenade once round clw (but see note)
- 105-120 The Men repeat [9-24] cclw with LHA in the centre
- 121-- Circle8 RIGHT and back (see note)



Bill Hamilton, Ian Powrie's Farewell to Auchterarder, Edinburgh 90th 4C/4C square set.

Note: This crib follows the current way of dancing. In the original instructions, the promenade [25-32] is cclw. Bill Hamilton said in 'hindsight' this promenade should be clw, but preferred not to change the official instructions. Bill disapproved of another variant, where the circle [121-128] is continued to the R only.

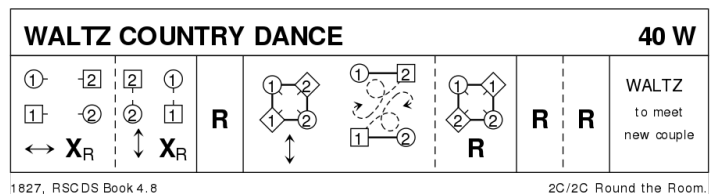
# 17 WALTZ COUNTRY DANCE

W40 · 2RR

RSCDS IV 8 · Crib: Eric's E-cribs · Diagram: Keith Rose's Diagrams

C face C RR

- 1-16 1c facing 2c set, change places Rsh (W waltz turn R 3/4, M 1/4) ; set to P, change places as before. Repeat, to own places.
- 17-32 All joining hands balance forward and backward | M balancing on the spot bring W on their L over to their R using BH ; repeat three times {4+4+4}
- 33-- Waltz around the other couple, M passing Lsh, and moving anti-clockwise to meet next couple.



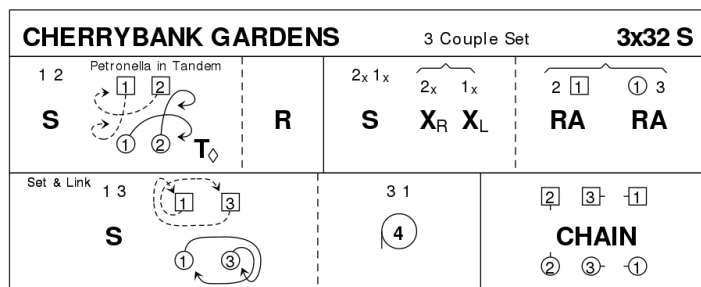
1827, RSCDS Book 4.8 2C/2C Round the Room.

Note: Waltz setting is close to A{1}&R{1}.

## 18 CHERRYBANK GARDENS S32 · 3/3L

John Drewry: Bankhead Book Part 1 · Crib: Eric's E-cribs · Diagram: Keith Rose's Diagrams

- 1- 1c+2c set | petronella in tandem ; repeat (2x,1x,3)
- 9- 2c+1c set | 2c cross RH **while{2}** 1c cross LH ; 1W+2c & 1M+3c RHA (Teapots) to sidelines (2,1,3)
- 17- 1c+3c S&Link ; 3c+1c circle4 left, end 3c facing 1c for
- 25- G-Chain (2c cross to start) (2, 3, 1)



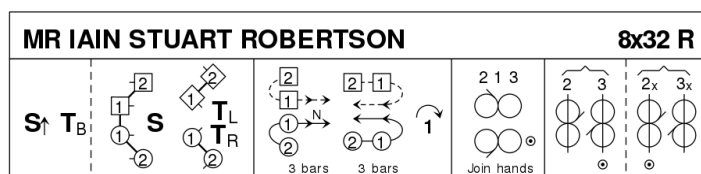
John Drewry, 1991, Bankhead 1

3C/3C longwise set.

## 19 MR IAIN STUART ROBERTSON R32 · 3/4L

Barbara de Winton: RSCDS XLII 1 · Crib: Eric's E-cribs · Diagram: Keith Rose's Diagrams

- 1- 1c set advancing | turn BH and face down NHJ ; join free hand with 2c who face out and up, and set | 1c turn 2c EH, (to 1,2,3 with 1c NHJ)
- 9- 1c dance down (2c start up and follow) {3}, and up (2c split and follow) {3} | 1c cast off one as 2c dance to top facing out (2,1,3)
- 17- Mirror Reels3 on sides (1c in and down) join hands when possible, 2c+3c finish with loops (2,1,3)
- 25- Lsh ½Reels3 across (M down W up) ; Lsh ½Reels3 across (M up W down)



Barbara de Winton, RSCDS Book 42.1

3C/4C longwise set.